



HermanMiller

Imagine Panel System

Facilitating Change

Imagine Panel System is an evolved tool for the modern workplace, facilitating inevitable change. Consisting of a series of dividers that can be positioned to suit any activity in any industry – from focus work in the financial sector and privacy in call centres to collaboration in design studios and presentations in pharmaceutical organisations.

Build it Your Way

Configurable in the planning stages, Imagine Panel System gives you freedom when it comes to designing office layouts. At the outset, you choose where the panels go, based on the needs of your business and the people working there.

A natural space divider, Panel System helps you delineate different zones and workplace activities. Use it to create embracing settings that bring people together; to facilitate confidential conversations; or to set the scene for deep work and research.

Imagine Panel System is available in different sizes and thickness options. Plus it comes in a host of colours and finishes, letting you personalise your look.

Warranty:

12 years.



Imagine Panel System

Images



Key Features and Options



1. 60-mm Panel

- + Thick panels with framed screens, in 60-mm thickness
- + Power management integrated into the panel
- + Choice of materials: laminate, painted, perforated metal and tackable fabric

2. 30-mm Panel

- + Thin panels with framed screens, in 30-mm thickness
- + Can be specified as spine or lateral panel
- + Choice of materials: melamine, painted, perforated metal and pinnable upholstery

3. Power Bar

- + Above-desk power bar
- + Below-desk power bar

4. Vertical Split

- + Single-face vertical split – left side writable, with tackable fabric on right side
- + Single-face vertical split – right side writable, with tackable fabric on left side

5. No Skirting

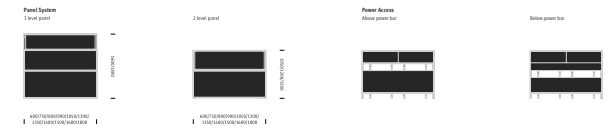
- + Thick panel with an option for no skirting and no power bar

6. Fascia

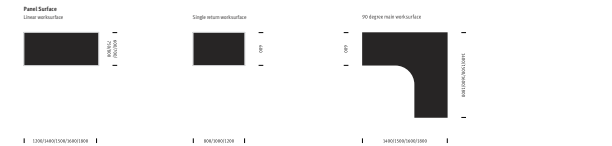
- + Hangs on the power access point or skirting position
- + Same fascia for both below power bar and skirting
- + With and without power access cutout

Statement of Line Overview


Panel System



Panel Surface



Panel Connections



More Information

For further information and resources for Imagine Panel System, please visit hermanmiller.com